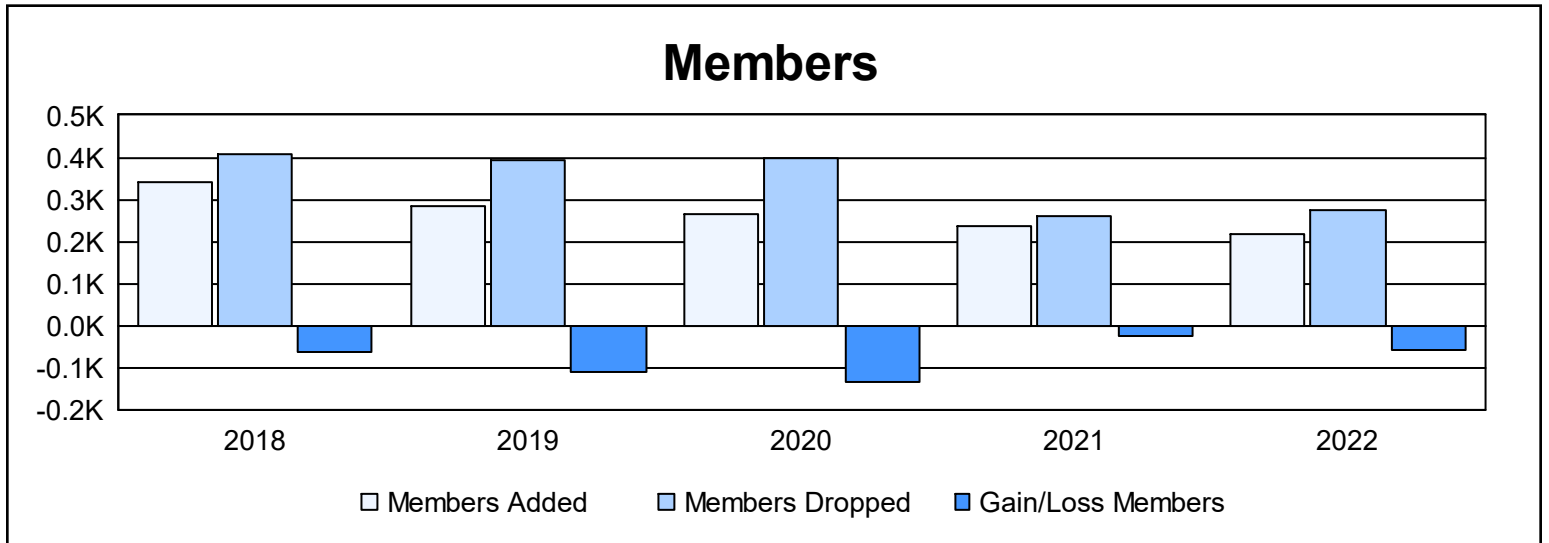
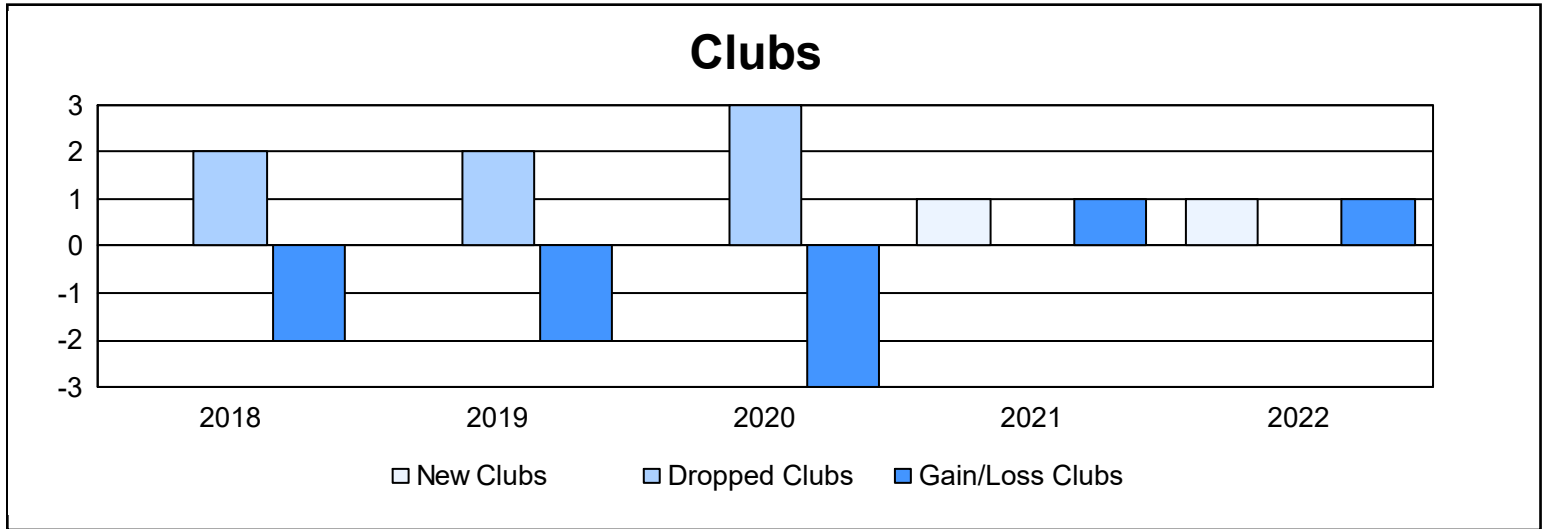
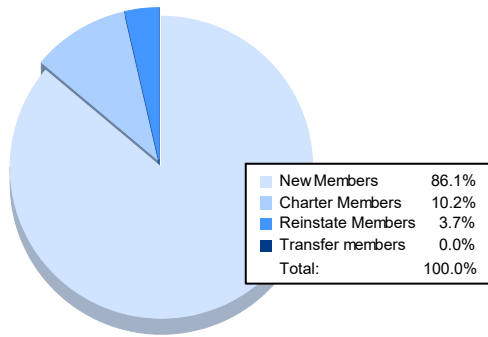


| Year | New Clubs | Dropped Clubs | Gain/ Loss Clubs | New Members | Charter Members | Reinstate Members | Transfer Members | Total Member Added | Total Members Dropped | Gain/ Loss Members |
|----------------|-----------|---------------|------------------|-------------|-----------------|-------------------|------------------|--------------------|-----------------------|--------------------|
| 2017-2018 | 0 | 2 | -2 | 324 | 1 | 15 | 3 | 343 | 407 | -64 |
| 2018-2019 | 0 | 2 | -2 | 270 | 0 | 10 | 2 | 282 | 393 | -111 |
| 2019-2020 | 0 | 3 | -3 | 250 | 3 | 10 | 0 | 263 | 398 | -135 |
| 2020-2021 | 1 | 0 | 1 | 198 | 29 | 5 | 3 | 235 | 259 | -24 |
| 2021-2022 | 1 | 0 | 1 | 186 | 22 | 8 | 0 | 216 | 276 | -60 |
| Average | 0 | 1 | -1 | 246 | 11 | 10 | 2 | 268 | 347 | -79 |



Membership Composition June 2022 Cumulative



Gender Composition June 2022 Cumulative

